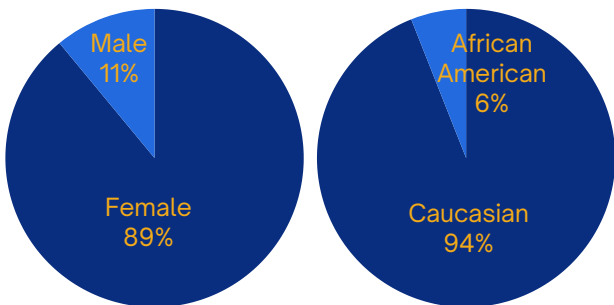


# ANNUAL SURVEY

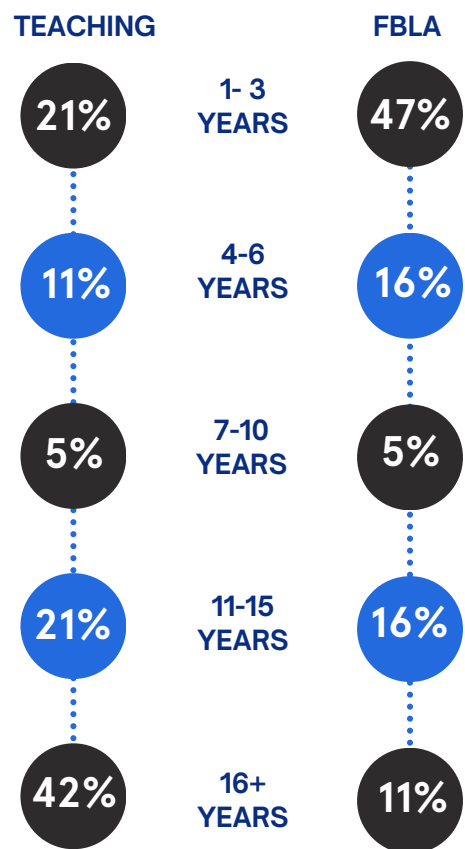
Annually, Iowa FBLA releases key data and insights on local chapter operations. The data is collected in two parts, consisting of an individual adviser survey and a chapter data collection survey.

## ADVISER DEMOGRAPHICS & ENDORSEMENTS




## YEARS OF SERVICE

Years in the classroom and operating FBLA may differ from educator to educator.




## CLASSROOMS

In the 2022-23 school year, Iowa had 327 school districts with 302 offering 9-12 education. Of that, 257 schools in Iowa offered a business program and 73 offered a information solutions program.




Typical schools consist of two individuals in the business and information technology department.

The average business department is teaching one course required for graduation.



21% of classes taught are dual enrollment or college credit courses.



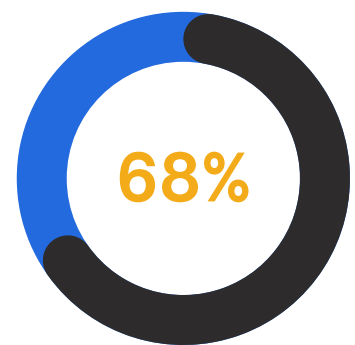
198 enrolled students per school (avg)

## FUNDRAISING



## EDUCATOR'S DEGREE EARNED

FBLA Advisers are highly educated and skilled. 68% have a masters while 32% have a bachelors



## EXTRA DUTY STIPEND PAY

More than 85% of advisers receive additional pay for FBLA.

**\$1,182.28**  
 Average Adviser Pay

